



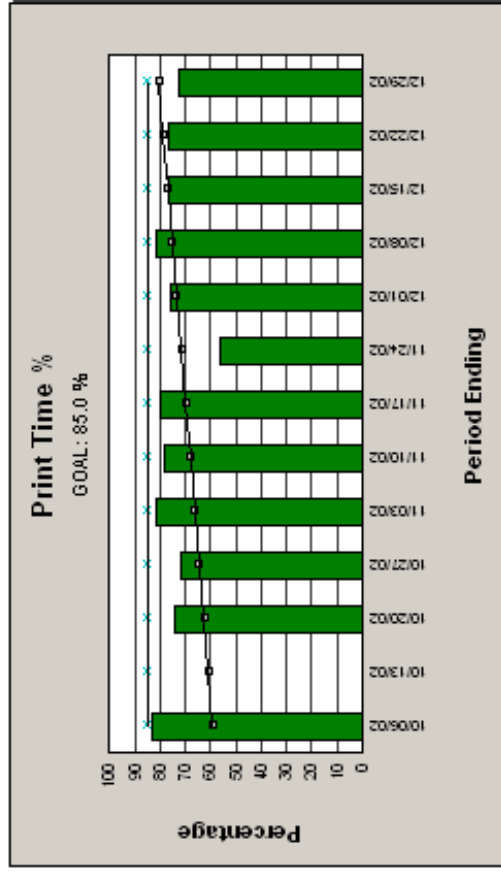
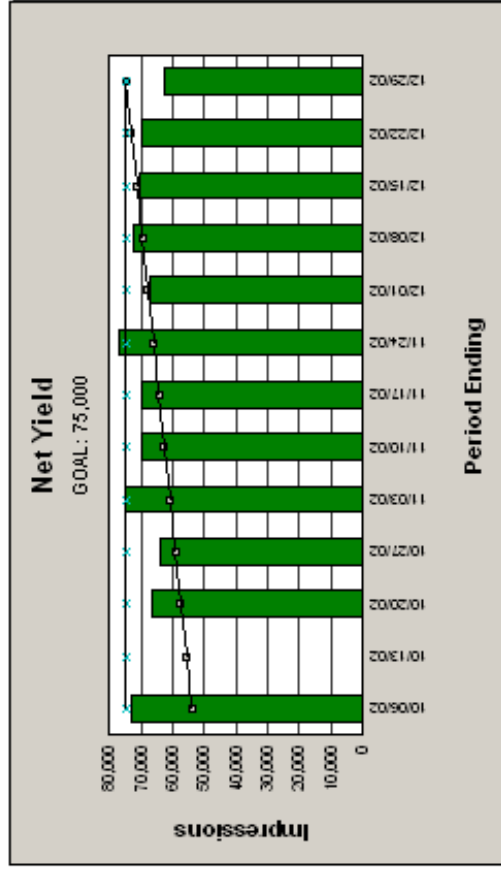
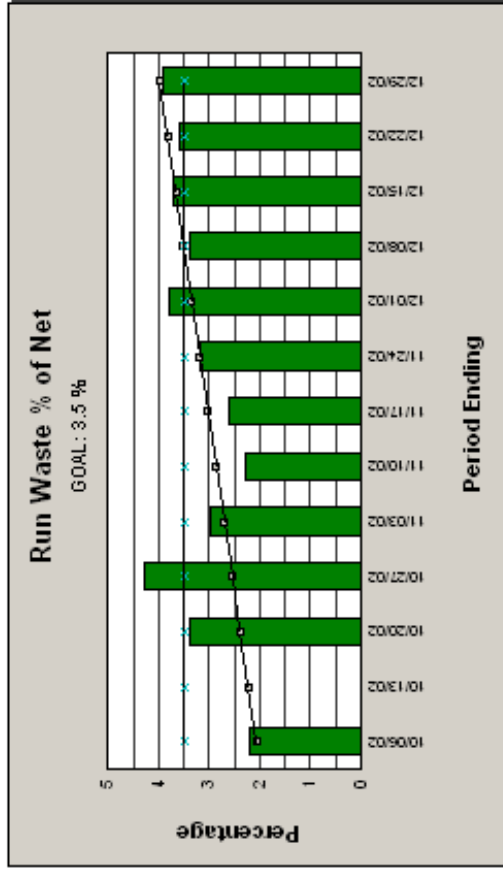
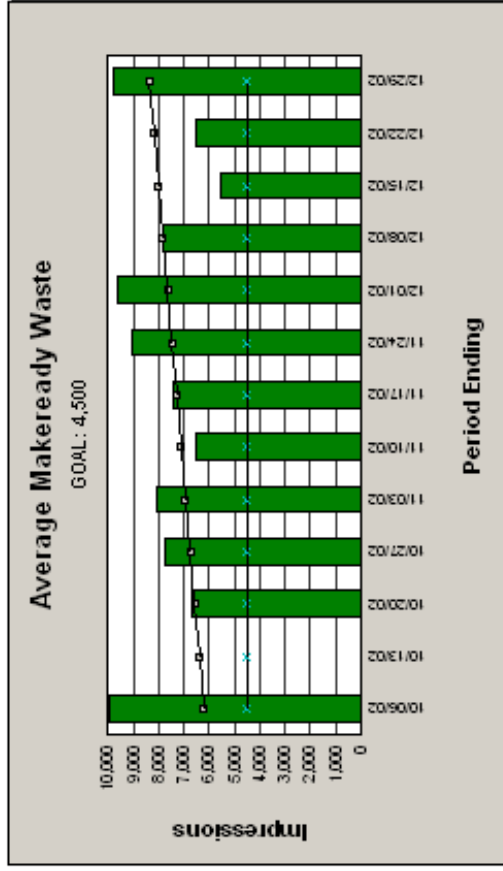
Sample Reports

Press Statistics by Week (Trend Analysis)

Machine: 459 Heidelberg M-3000

Period: 10/05/2002 thru 12/27/2002

Shift: 1,2,3



Press Statistics by Week (Trend Analysis)

Machine: 459 Heidelberg M-3000

Period: 10/05/2002 thru 12/27/2002

Shift: 1,2,3

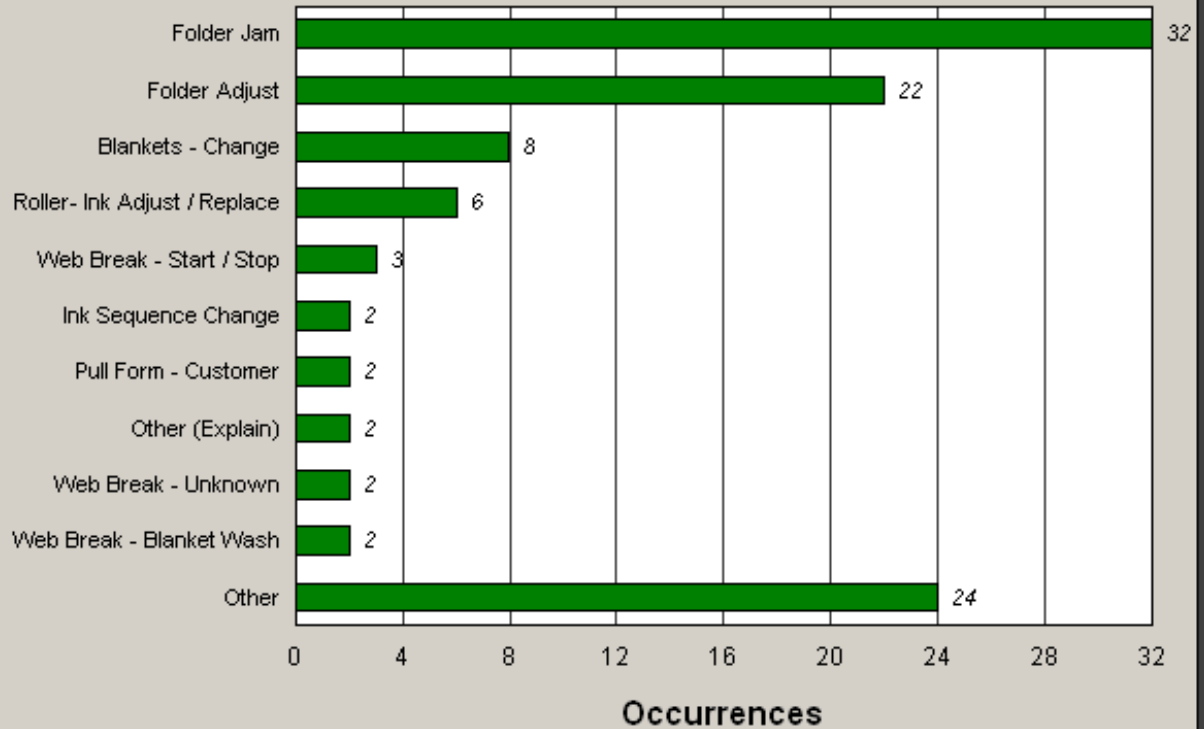
Period Ending	Net Imps	M/R Count	M/R-1 Hours	M/R-2 Hours	M/R Waste	Stop Count	Stop Hours	Run Waste	Run Hours	Print Hours	Total Hours	Net Speed	% Run Waste	Net Yield	Print Time %
10-06-02	793,112	2	1.4	0.5	19,879	3	0.7	17,628	10.0	10.5	48.0	79,232	2.2	73,368	82.9
10-13-02	0	0	0.0	0.0	0	0	0.0	0	0.0	0.0	168.0	0	0.0	0	0.0
10-20-02	5,138,317	14	6.0	1.8	94,276	33	15.8	175,263	62.0	63.8	168.0	82,876	3.4	66,515	74.4
10-27-02	7,173,404	18	6.6	2.5	139,825	56	28.4	309,499	88.5	91.0	168.0	81,046	4.3	63,940	72.2
11-03-02	11,650,704	9	6.3	2.3	73,022	34	23.7	346,649	132.6	134.9	168.0	87,844	3.0	74,919	81.8
11-10-02	4,324,278	14	6.4	4.1	91,990	22	9.1	99,913	52.7	56.8	168.0	82,055	2.3	70,154	78.5
11-17-02	4,798,141	13	5.4	2.9	96,348	18	9.6	126,689	58.6	61.5	168.0	81,824	2.6	70,189	80.3
11-24-02	3,609,786	6	30.0	1.2	54,467	15	4.3	115,584	42.5	43.7	168.0	84,996	3.2	77,099	56.0
12-01-02	2,834,371	14	10.3	2.8	135,195	21	3.1	108,003	39.1	41.9	168.0	72,435	3.8	67,022	75.7
12-08-02	9,973,461	10	4.1	2.4	78,776	45	22.0	343,611	115.2	117.6	168.0	86,553	3.4	72,635	81.8
12-15-02	9,746,835	28	15.4	5.0	154,427	51	21.9	361,193	119.6	124.6	168.0	81,529	3.7	70,253	76.8
12-22-02	10,455,029	17	8.1	2.2	110,463	51	29.9	374,008	125.6	127.8	168.0	83,234	3.6	69,696	76.6
12-29-02	2,722,898	10	7.5	4.6	98,034	28	7.9	106,261	35.9	40.5	120.0	75,805	3.9	62,899	72.3

Stop Analysis Report

Machine: 451 Harris M-1000 BE

Period: 11/02/2002 thru 11/29/2002

Stop Frequency



Code	Description	Count	Hours	Waste Imp	% Waste	\$ Value
0503	Folder Jam	32	8.72	43,883	35.2	3,154
0526	Folder Adjust	22	9.68	36,507	29.2	2,890
0500	Blankets - Change	8	5.39	4,999	4.0	843
0518	Roller- Ink Adjust / Replace	6	2.57	3,841	3.1	475
0410	Web Break - Start / Stop	3	1.21	4,758	3.8	371
0104	Ink Sequence Change	2	0.72	0	0.0	79
0302	Pull Form - Customer	2	0.71	54	0.0	81
0305	Other (Explain)	2	0.20	1,907	1.5	117
0400	Web Break - Unknown	2	0.80	3,028	2.4	239
0401	Web Break - Blanket Wash	2	0.76	302	0.2	98
	Other	24	12.85	25,562	20.5	2,692
Totals		105	43.61	124,841	100.0	11,039

Stop Analysis Report

Machine: 451 - Harris M-1000 BE

Period: 11/02/2002 thru 11/29/2002

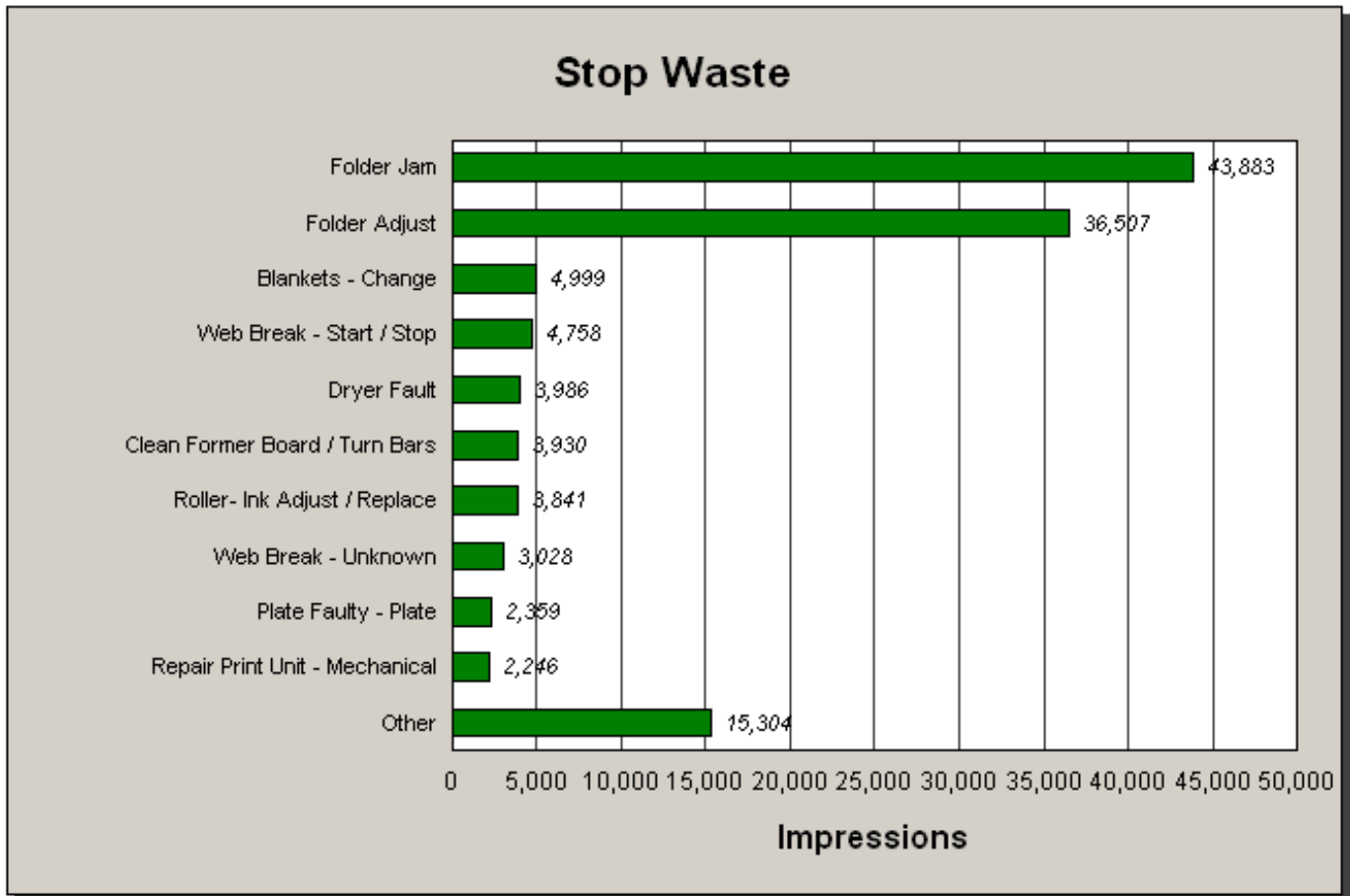


Code	Description	Count	Hours	Waste Imp	% Waste	\$ Value
0526	Folder Adjust	22	9.68	36,507	29.2	2,890
0503	Folder Jam	32	8.72	43,883	35.2	3,154
0500	Blankets - Change	8	5.39	4,999	4.0	843
0518	Roller - Ink Adjust / Replace	6	2.57	3,841	3.1	475
0201	Plate Faulty - Plate	1	2.35	2,359	1.9	376
0300	Wait for Plate - Late File	1	1.71	0	0.0	188
0517	Roller - Dampner Adjust/Replace	2	1.61	1,871	1.5	270
0410	Web Break - Start / Stop	3	1.21	4,758	3.8	371
0605	Repair Print Unit - Mechanical	2	1.13	2,246	1.8	236
0532	Dryer Fault	1	0.93	3,986	3.2	302
	Other	27	8.31	20,391	16.3	1,934
Totals		105	43.61	124,841	100.0	11,039

Stop Analysis Report

Machine: 451 - Harris M-1000 BE

Period: 11/02/2002 thru 11/29/2002



Code	Description	Count	Hours	Waste Imp	% Waste	\$ Value
0503	Folder Jam	32	8.72	43,883	35.2	3,154
0526	Folder Adjust	22	9.68	36,507	29.2	2,890
0500	Blankets - Change	8	5.39	4,999	4.0	843
0410	Web Break - Start / Stop	3	1.21	4,758	3.8	371
0532	Dryer Fault	1	0.93	3,986	3.2	302
0511	Clean Former Board / Turn Bars	2	0.73	3,930	3.1	277
0518	Roller - Ink Adjust / Replace	6	2.57	3,841	3.1	475
0400	Web Break - Unknown	2	0.80	3,028	2.4	239
0201	Plate Faulty - Plate	1	2.35	2,359	1.9	376
0605	Repair Print Unit - Mechanical	2	1.13	2,246	1.8	236
	Other	26	10.10	15,304	12.3	1,876
Totals		105	43.61	124,841	100.0	11,039

Stop Analysis Report

Machine: 451 - Harris M-1000 BE

Period: 11/02/2002 thru 11/29/2002



Code	Description	Count	Hours	Waste Imp	% Waste	\$ Value
0503	Folder Jam	32	8.72	43,883	35.2	3,154
0526	Folder Adjust	22	9.68	36,507	29.2	2,890
0500	Blankets - Change	8	5.39	4,999	4.0	843
0518	Roller - Ink Adjust / Replace	6	2.57	3,841	3.1	475
0201	Plate Faulty - Plate	1	2.35	2,359	1.9	376
0410	Web Break - Start / Stop	3	1.21	4,758	3.8	371
0532	Dryer Fault	1	0.93	3,986	3.2	302
0511	Clean Former Board / Turn Bars	2	0.73	3,930	3.1	277
0517	Roller - Dampner Adjust/Replace	2	1.61	1,871	1.5	270
0400	Web Break - Unknown	2	0.80	3,028	2.4	239
	Other	26	9.62	15,679	12.6	1,842
Totals		105	43.61	124,841	100.0	11,039

\$110.00 / Machine Hour
\$50.00 / 1,000 Impressions

Daily Production Summary

Period: 11/06/2002

PRESS: 45

1ST SHIFT

2ND SHIFT

3RD SHIFT

0210043-1-16 V. INC. 0210043-1-18 V. INC. 0210043-1-5 V. INC. 0210043-1-6 V. INC.		0210043-1-6 V. INC. 0210043-1-3 V. INC. 0210043-1-4 V. INC. 0210043-1-2 V. INC. 0210043-1-7 V. INC.		0210043-1-7 V. INC. 0210043-1-9 V. INC. 0210043-1-13 V. INC. 0204038-3-1 NCLUS	
5.1 M/R (3)	9M 16M 17M 15M	5.9 M/R (4)	1M 18M 28M 11M 0M	6.4 M/R (3)	16M 22M 19M 0M
PRINT TIME:	2.7	PRINT TIME:	2.4	PRINT TIME:	4.6

TOTAL # OF NET IMP: 171,368

TOTAL # OF M/R: 10

GRAND TOTAL # OF NET IMP: 171,368

GRAND TOTAL # OF M/R: 10

Job Statistics

Job Number 02020 P SPRING '03
 Customer PO P INC.

Form-Run	Description	Press	Start Date	Start Time	MIR Hours	Run Hours	Down Hours	MIR Imp	Gross Imp	Order Imp	Net Imp	%Run Waste				
1-1	SIG.1 FORMER 4'S	456	12/06/02	21:43	0.4	4.7	0.8	7,948	194,871	178,105	178,340	4.8				
1-2	SIG.2 FORMER 4'S	456	12/07/02	04:37	0.5	0.9	0.4	7,069	36,890	26,377	26,599	12.1				
1-3	SIG.3 FORMER 4'S	456	12/07/02	03:47	0.6	0.1	0.0	5,957	9,656	2,998	3,228	14.6				
2-1	SIG.4,7 FORMER 12'S DIFFERENT	458	12/06/02	17:42	0.1	9.4	5.8	6,530	758,068	707,193	707,283	6.3				
2-2	SIG.5,8 FORMER 12'S DIFFERENT	458	12/08/02	09:44	0.3	1.5	0.0	2,886	109,439	104,731	104,852	1.6				
2-3	SIG.6,9 FORMER 12'S DIFFERENT	458	12/08/02	11:31	0.3	0.2	0.0	3,768	19,831	11,902	15,608	2.9				
3-1	SIG.10,13 FORMER 12'S DIFFERENT	457	12/06/02	07:00	0.9	9.3	1.9	8,220	748,877	707,193	707,332	4.7				
3-2	SIG.11,14 FORMER 12'S DIFFERENT	457	12/06/02	22:32	0.4	1.4	0.6	3,274	112,649	104,731	104,939	4.2				
3-3	SIG.12,15 FORMER 12'S DIFFERENT	457	12/07/02	00:55	0.8	0.2	0.0	2,769	15,127	11,902	12,236	1.0				
4-1	SIG.16 FORMER 12'S SAME	458	12/06/02	03:19	1.0	4.9	6.7	11,680	388,936	353,597	353,708	6.7				
4-2	SIG.17 FORMER 12'S SAME	458	12/06/02	15:54	0.3	0.8	0.0	3,260	56,146	52,366	52,445	0.8				
4-3	SIG.18 FORMER 12'S SAME	458	12/06/02	17:20	0.2	0.1	0.0	4,965	11,685	5,951	6,417	4.7				
Job Totals									5.8	33.5	16.2	68,326	2,462,175	2,267,046	2,272,987	5.3

*** Run on multiple presses.

Production Analysis Report

Machine: 458 Heidelberg M-3000

Period: 11/09/2002 thru 11/23/2002

Shift: 1,2,3

Counts		Makeready	Initial	Subsequent	Total
Gross	: 11,522,758 Imps	Number	: 36		36
Net	: 10,722,315 Imps	M/R-1	: 25.57		25.57 Hours
Net	: 18,441,126 Sigs	M/R-2	: 8.52		8.52 Hours
Net Yield	: 50,848 Imps/Hour	Waste	: 296,515		296,515 Imps
		Average	: 8,237	0	8,237 Imp/MR

Stops	M/R	Run	Wash-Up
Number	: 2	73	Time
Time	: 1.56	36.35 Hours	: 1.75 Hours

Waste	Productivity
Run	: 503,928 Imps 4.7 %
Idle	: 0 Imps
Total	: 800,443 Imps 7.5 %
Print Time	: 181.29 Hours 73.5 %
Sched	: 246.51 Hours
Idle	: 113.49 Hours
Total	: 360.00 Hours

Period Ending	Shift	Gross Imps	M/R Waste	Run Waste	Net Imps	Net Sigs	Waste Imps	Tot Wst /Net	Run Wst /Net
11/10/02	1	278,319	4,108	18,539	255,672	255,672	22,647	8.9%	7.3%
	2	154,540	9,221	3,016	142,303	142,303	12,237	8.6%	2.1%
	3	133,661	19,908	35,755	77,998	155,996	55,663	71.4%	45.8%
			566,520	33,237	57,310	475,973	553,971	90,547	19.0%
11/17/02	1	1,951,327	15,316	96,510	1,839,501	2,895,065	111,826	6.1%	5.2%
	2	1,876,766	22,866	75,145	1,778,755	2,789,891	98,011	5.5%	4.2%
	3	1,398,468	29,896	70,325	1,298,247	1,651,643	100,221	7.7%	5.4%
			5,226,561	68,078	241,980	4,916,503	7,336,599	310,058	6.3%
11/24/02	1	2,518,794	47,037	85,056	2,386,701	4,773,402	132,093	5.5%	3.6%
	2	2,012,104	39,374	64,430	1,908,300	3,763,699	103,804	5.4%	3.4%
	3	1,198,779	108,789	55,152	1,034,838	2,013,455	163,941	15.8%	5.3%
			5,729,677	195,200	204,638	5,329,839	10,550,556	399,838	7.5%
Grand Totals		11,522,758	296,515	503,928	10,722,315	18,441,126	800,443	7.5%	4.7%

Net Pressroom Production Report

Machine: 456 Harris M-1000 BE

Period: 11/09/2002 thru 11/15/2002

Job #	Customer	Description	Form-Run	Form-Type	Net Imps	Ordered	Last Activity
020803	THEO	HOLIDAY	4-1	SG6	0	26,735	11/11/02 10:25
021100	HOLNE	ALASKA	2-1	F4	161,734	157,534	11/11/02 16:12
021100	HOLNE	ALASKA	2-2	F4	8,534	8,067	11/11/02 18:28
011002	MAEST	MA	1-1	F8S	385,538	385,309	11/12/02 04:49
020701	BOCO.	LAST MINUTE GIFTS	1-1	F4	383,008	383,006	11/12/02 15:30
020701	BOCO.	LAST MINUTE GIFTS	1-2	F4	16,810	16,590	11/12/02 18:31
020802	BOCO.	LAST MINUTE GIFTS	1-4	F4	1,940	1,854	11/12/02 20:26
011106	ULLTD	SALE20	3-1	F8D	114,694	114,567	11/12/02 23:18
011106	ULLTD	SALE20	6-1	F8S	50,014	49,890	11/13/02 01:22
011106	ULLTD	SALE20	6-2	F8S	40,620	40,486	11/13/02 02:53
011200	ULLTD	DECEMBER CUSTOME	3-1	F8S	1,122,708	1,122,668	11/14/02 07:23
011200	LOT	DECEMBER CUSTOME	6-1	F8S	99,798	99,679	11/14/02 11:35
020900	BIRY	HEIRLOOMS	1-3	F4	1,280	1,200	11/14/02 13:33
011007	AAM	TEST	1-1	F8S	51,600	1,000	11/14/02 20:00
021101	RETING	WINTER	1-1	F4	14,287	13,746	11/14/02 23:18
011200	LOT	DECEMBER CUSTOME	1-1	SG6	1,016,374	1,016,165	11/16/02 07:00
TOTALS					3,468,939	3,438,496	

Production Detail by Press

Machine: 458 Heidelberg M-3000

Period: 11/16/2002 thru 11/22/2002

Shift	Gross(Imp)	Net(Imp)	Waste(Imp)	%Waste/Net	Print Time
1	2,518,794	2,386,701	132,093	5.5	32.18
2	2,012,104	1,908,300	103,804	5.4	28.92
3	1,198,779	1,034,838	163,941	15.8	19.36

	Gross(Imp)	Net(Imp)	Waste(Imp)	Hours	Pct	Num
MAKEREADY I				17.36	10.3	25
MAKEREADY II	195,200		195,200	4.96	3.0	
MAKEREADY D/T				1.56	0.9	
PRODUCTION	5,507,288	5,329,839	177,449	75.49	44.9	
PRODUCTION D/T	27,189		27,189	7.28	4.3	
WASH-UP				1.48	0.9	
NON/CHARGE				59.86	35.6	
TOTALS	5,729,677	5,329,839	399,838	168.00	100.0	

SPEED	GROSS NET	73,314 Imp/Hr 70,603 Imp/Hr	2,266 Ft/Min 2,182 Ft/Min	YIELD	GROSS NET	65,691 Imp/Hr 63,262 Imp/Hr	2,030 Ft/Min 1,955 Ft/Min
-------	-----------	--------------------------------	------------------------------	-------	-----------	--------------------------------	------------------------------

STOPS:	Code	Description	Waste(Imp)	Hours	Pct	Num
		Press Stopped	2,314	0.16	0.1	6
I	0024	Wash-up - End of Week	0	47.97	28.6	
I	0025	Start-up - Begin Week	0	0.55	0.3	1
I	0101	Hold Job (End Week)	17	8.52	5.1	1
S	0203	Plate Crackout	3,224	1.94	1.2	1
S	0300	Wait for Plate - Late File	0	0.41	0.2	1
S	0305	Other (Explain)	2,385	0.31	0.2	5
M	0308	Wait - Foreman Instr.	0	1.56	0.9	2
S	0400	Web Break - Unknown	3,129	0.27	0.2	1
S	0403	Web Break - Mill	2,572	0.71	0.4	1
S	0411	Web Break - Other (Explain)	9	0.36	0.2	2
S	0426	Web Break - At Slitters	1,959	0.23	0.1	1
S	0427	Web Break - Infeed	2,171	0.75	0.4	1
S	0500	Blankets - Change	2,741	0.47	0.3	1
S	0532	Dryer Fault	2,318	0.15	0.1	1
S	0605	Repair Print Unit - Mechanical	2,198	0.83	0.5	1
S	0619	Folder Repair - Mechanical	6	0.00	0.0	1
S	0632	Repair Stacker / Adjust	2,146	0.69	0.4	1
	1000	Makeready I	149	17.36	10.3	25
	2000	Makeready II	195,051	4.96	3.0	25
	3000	Running	177,449	76.97	45.8	28
I		IDLE	0	2.83	1.7	
		TOTALS	399,838	168.00	100.0	106
		MANUAL ENTRIES	0	1.56	0.9	2
		SYSTEM ENTRIES	27,172	7.28	4.3	24
		IDLE ENTRIES	17	59.87	35.6	2

Production Detail - By Form

Machine: 456 Harris M-1000 BE

Period: 12/06/2002

Job Number	020201	PSPRING '03	Ordered: 178,105
Form ID	1	SIG.1	
Run-Rerun	1-0		
Customer	P01	P, INC.	

Shift	Gross(imp)	Net(imp)	Waste(imp)	%Waste/Net	Print Time
1	0	0	0	0.0	0.00
2	39,491	30,377	9,114	30.0	1.13
3	155,380	147,963	7,417	5.0	3.88

	Gross(imp)	Net(imp)	Waste(imp)	Hours	Pct	Num
MAKEREADY I				0.15	2.5	1
MAKEREADY II	7,948		7,948	0.30	4.9	
MAKEREADY D/T				0.00	0.0	
PRODUCTION	184,651	178,340	6,311	4.72	77.5	
PRODUCTION D/T	2,272		2,272	0.78	12.8	
WASH-UP				0.12	2.0	
NON/CHARGE				0.02	0.3	
TOTALS	194,871	178,340	16,531	6.09	100.0	

SPEED	GROSS	39,602 Imp/Hr	1,251 Ft/Min	YIELD	GROSS	33,260 Imp/Hr	1,051 Ft/Min
	NET	37,784 Imp/Hr	1,194 Ft/Min		NET	31,733 Imp/Hr	1,003 Ft/Min

STOPS:	Code	Description	Waste(imp)	Hours	Pct	Num
S	0500	Blankets - Change	2,272	0.78	12.8	1
	1000	Makeready I	0	0.15	2.5	1
	2000	Makeready II	7,948	0.30	4.9	1
	3000	Running	6,311	4.83	79.4	2
I		IDLE	0	0.02	0.3	
		TOTALS	16,531	6.10	100.0	5
		MANUAL ENTRIES	0	0.00	0.0	0
		SYSTEM ENTRIES	2,272	0.78	12.8	1
		IDLE ENTRIES	0	0.02	0.3	0

Shift Log

Machine: 457 Heidelberg M-3000

Period: 11/08/2002 thru 11/09/2002

Date	Time	Elapsed	Event	Oper/Reason	Speed	Gross	Waste	C
11/08	00:04:43	00:08:47	Press Stopped	Clean Dryer	0	550,884	31,770	
11/08	00:13:30	01:15:39	Restart Running	Running	70,400	552,547	33,430	
11/08	01:29:09	00:11:44	Press Stopped	Web Break - Wrinkles	0	642,442	36,044	
11/08	01:40:53	00:54:15	Press Stopped	Paper Problem (Explain)	0	643,244	36,625	**
			PAPER IN ROLLERS					
11/08	02:35:08	02:14:57	Restart Running	Running	71,700	647,299	40,679	
11/08	04:50:05	00:20:15	Press Stopped	Plate Worn - Under 1mm	0	807,569	45,541	
11/08	05:10:20	01:36:29	Restart Running	Running	70,400	809,523	47,494	
11/08	06:46:49	00:13:11	* Sign-on Shift 1 *	Employee # 2296	71,400	924,292	50,300	
11/08	07:00:00	00:02:19	*** Shift Change ***	Employee # 2296	72,000	939,970	51,020	
11/08	07:02:19	00:18:45	* Sign-off *	Employee # 2163	71,900	942,725	51,021	
11/08	07:21:04	00:00:23	Count Complete		56,900	965,014	51,009	
11/08	07:21:27	00:01:17	End of Form Wash-up		0	965,195	51,100	
11/08	07:22:44	00:00:41	Form Complete		0	965,215	51,120	
11/08	07:23:25	00:00:00	Form Started	Form: 0206048 2-2	0	0	0	
11/08	07:23:25	01:07:31	Makeready I	Makeready I	0	0	0	
11/08	08:30:56	00:06:18	Makeready II	Makeready II	12,200	0	0	
11/08	08:37:14	00:00:53	Makeready III	Running	71,500	7,227	7,227	
11/08	08:38:07	00:58:38	Running	Running	71,100	8,290	7,266	
11/08	09:36:45	02:33:19	Press Stopped	Other (Explain)	0	77,735	9,619	**
			LOOKING FOR PRINT PROBLEM SOLUTION					
11/08	12:10:04	00:06:06	Restart Running	Running	71,300	82,227	14,108	
11/08	12:16:10	02:15:19	Press Stopped	Pull Form - Scheduling	0	89,173	14,747	
11/08	14:31:29	00:00:00	Form Started	Form: 0108029 2-1	0	0	0	
11/08	14:31:29	00:23:54	Makeready I	Makeready I	0	0	0	
11/08	14:55:23	00:00:33	* Sign-on Shift 2 *	Employee # 2507	0	71	71	
11/08	14:55:56	00:04:04	* Sign-off *	Employee # 2296	0	71	71	
11/08	15:00:00	00:23:22	*** Shift Change ***	Employee # 2507	0	71	71	
11/08	15:23:22	00:08:44	Makeready II	Makeready II	11,900	0	0	
11/08	15:32:06	00:09:30	Makeready III	Running	71,700	8,729	8,729	
11/08	15:41:36	00:21:41	Press Stopped	Blankets - Change	0	19,735	9,489	
11/08	16:03:17	00:05:38	Restart M/R III	Running	71,200	21,719	11,471	
11/08	16:08:55	00:16:42	Press Stopped	Repair Print Unit - Mechanical	0	28,129	11,506	
11/08	16:25:37	03:09:48	Restart M/R III	Running	71,600	30,481	13,857	
11/08	19:35:25	01:14:20	Running	Running	71,400	256,304	17,444	
11/08	20:49:45	00:00:36	Count Complete		72,000	344,742	18,971	
11/08	20:50:21	00:00:42	End of Form Wash-up		0	345,151	19,018	
11/08	20:51:03	00:01:00	Form Complete		0	345,160	19,027	
11/08	20:52:03	00:00:00	Form Started	Form: 0108029 4-1	0	0	0	
11/08	20:52:03	00:23:17	Makeready I	Makeready I	0	0	0	
11/08	21:15:20	00:05:11	Makeready II	Makeready II	11,600	0	0	
11/08	21:20:31	00:24:46	Makeready III	Running	70,700	5,385	5,385	
11/08	21:45:17	00:33:06	Press Stopped	Web Break - Unknown	0	34,756	5,559	
11/08	22:18:23	00:36:26	Restart M/R III	Running	71,700	37,194	7,729	
11/08	22:54:49	00:01:42	* Sign-off *	Employee # 2507	70,800	80,538	8,307	
11/08	22:56:31	00:03:29	* Sign-on Shift 3 *	Employee # 2522	72,200	82,572	8,307	
11/08	23:00:00	01:27:37	*** Shift Change ***	Employee # 2522	71,900	86,700	8,307	
11/09	00:27:37	00:23:17	Press Stopped	Plate Worn - Under 1mm	0	190,678	11,835	
11/09	00:50:54	00:41:46	Restart M/R III	Running	70,900	192,285	13,436	
11/09	01:32:40	01:24:23	Running	Running	71,400	241,971	14,092	
11/09	02:57:03	00:00:21	Count Complete		51,300	342,333	16,560	
11/09	02:57:24	00:00:54	End of Form Wash-up		0	342,484	16,624	
11/09	02:58:18	00:04:24	Form Complete		0	342,491	16,631	
11/09	03:02:42	00:00:00	Form Started	Form: 0108022 4-3	0	0	0	
11/09	03:02:42	00:45:00	Makeready I	Makeready I	0	0	0	

Pallet Log

Machine: 451 Harris M-1000 BE

Period: 11/06/2002 thru 11/08/2002

Date	Time	Event	Seq	Pallet #	Quantity	Job #	Sig ID	Description	Type
11/06	18:03:17	Load Complet	1	B0428029	31,183	0210031	3	FOLIOS:7-14, 31-38	NORMA
11/06	18:47:30	Load Complet	2	B0428037	32,954	0210031	3	FOLIOS:7-14, 31-38	VS
11/06	19:06:55	Load Complet	3	B0428045	14,546	0210031	3	FOLIOS:7-14, 31-38	NORMA
11/06	20:45:18	Load Complet	1	B0428052	32,015	0210031	4	FOLIOS:15-22, 23-30	
11/06	21:27:00	Load Complet	2	B0428060	31,079	0210031	4	FOLIOS:15-22, 23-30	VS
11/06	21:47:08	Load Complet	3	B0428078	15,340	0210031	4	FOLIOS:15-22, 23-30	NORMA
11/07	00:22:14	Load Complet	1	B0428086	41,307	0205063	5	FOLIOS:27-34, 47-54	
11/07	01:16:11	Load Complet	2	B0428094	40,952	0205063	5	FOLIOS:27-34, 47-54	
11/07	01:39:39	Load Complet	3	B0428102	16,786	0205063	5	FOLIOS:27-34, 47-54	VS
11/07	01:48:41	Load Complet	4	B0428110	590	0205063	5	FOLIOS:27-34, 47-54	VS
11/07	03:27:03	Load Complet	1	B0428128	40,411	0205063	2	FOLIOS:3-10, 71-78	
11/07	04:19:24	Load Complet	2	B0428136	40,211	0205063	2	FOLIOS:3-10, 71-78	
11/07	04:43:56	Load Complet	3	B0428144	18,898	0205063	2	FOLIOS:3-10, 71-78	VS
11/07	04:45:46	Load Complet	4	B0428151	78	0205063	2	FOLIOS:3-10, 71-78	VS
11/07	06:24:16	Load Complet	1	B0428169	40,378	0205063	3	FOLIOS:11-18, 63-70	
11/07	07:11:52	Load Complet	2	B0428177	35,848	0205063	3	FOLIOS:11-18, 63-70	VS
11/07	08:04:10	Load Complet	3	B0428185	23,417	0205063	3	FOLIOS:11-18, 63-70	NORMA
11/07	09:29:50	Load Complet	1	B0428193	39,909	0205063	4	FOLIOS:19-26, 55-62	
11/07	10:21:30	Load Complet	2	B0428201	39,925	0205063	4	FOLIOS:19-26, 55-62	VS
11/07	10:48:04	Load Complet	3	B0428219	19,814	0205063	4	FOLIOS:19-26, 55-62	NORMA
11/07	14:12:10	Load Complet	1	B0428227	22,083	0210066A	4	FOLIOS:1-8, 9-16	
11/07	14:40:29	Load Complet	2	B0428235	21,161	0210066A	4	FOLIOS:1-8, 9-16	
11/07	15:06:54	Load Complet	3	B0428243	20,935	0210066A	4	FOLIOS:1-8, 9-16	
11/07	15:35:50	Load Complet	4	B0428250	21,252	0210066A	4	FOLIOS:1-8, 9-16	
11/07	15:58:24	Load Complet	5	B0428268	14,176	0210066A	4	FOLIOS:1-8, 9-16	

Production Waste Report

Period: 11/01/2002

Press	Date	Sft	Job #	Form	Run	Job Name	Gross (Imp)	Waste (Imp)	Net (Imp)	%Waste /Net
457	11/01	1	020303	5	1	WMT	73,046	14,109	58,937	23.9
457	11/01	1	011110	6	2	RESTO	40,130	12,583	27,547	45.7
457	11/01	1	011001	6	1	F02 WK.17	140,809	12,151	128,658	9.4
457	11/01	2	011001	6	1	F02 WK.17	535,264	15,896	519,368	3.1
457	11/01	2	011001	6	2	F02 WK.17	45,388	3,549	41,839	8.5
457	11/01	3	011001	6	2	F02 WK.17	184,233	3,415	180,818	1.9
457	11/01	3	011001	6	3	F02 WK.17	60,477	4,330	56,147	7.7
457	11/01	3	011001	6	4	F02 WK.17	206,589	7,500	199,089	3.8
457	11/01	3	020604	2	2	COA	16,320	13,520	2,800	482.9
SUB-TOTALS							1,302,256	87,053	1,215,203	6.7
458	11/01	1	011200	5	1	THANKSGI	156,031	6,331	149,700	4.2
458	11/01	1	011200	2	1	THANKSGI	269,114	17,753	251,361	7.1
458	11/01	2	011200	2	1	THANKSGI	608,362	21,498	586,864	3.7
458	11/01	3	011200	2	1	THANKSGI	677,923	24,708	653,215	3.8
SUB-TOTALS							1,711,430	70,290	1,641,140	4.1
459	11/01	1	011001	4	1	F02 WK.17	7,742	-25	7,767	-0.3
459	11/01	1	011001	4	2	F02 WK.17	330,158	7,413	322,745	2.3
459	11/01	1	011001	4	3	F02 WK.17	162,054	6,316	155,738	4.1
459	11/01	1	011200	3	1	THANKSGI	3,349	3,349	0	0.0
459	11/01	2	011200	3	1	THANKSGI	563,756	32,015	531,741	6.0
459	11/01	3	011200	3	1	THANKSGI	257,016	9,419	247,597	3.8
SUB-TOTALS							1,324,075	58,487	1,265,588	4.4
460	11/01	1	011001	3	1	F02 WK.17	523,483	15,660	507,823	3.1
460	11/01	1	011001	3	2	F02 WK.17	159,803	5,779	154,024	3.8
460	11/01	1	011106	1	3	TORE CHR	90	90	0	0.0
460	11/01	2	011106	1	3	TORE CHR	51,506	9,514	41,992	22.7
460	11/01	2	020302	5	2	TORE CHR	23,953	21,136	2,817	750.3
460	11/01	3	020302	5	2	TORE CHR	21,808	17,781	4,027	441.5
460	11/01	3	011001	4	1	TORE CHR	373,566	16,587	356,979	4.6
SUB-TOTALS							1,154,209	86,547	1,067,662	7.5
TOTALS							5,491,970	302,377	5,189,593	5.8

Press Speed & Waste Report

Period: 11/06/2002 thru 11/22/2002

Date	Job #	Form	Net Imps	Ordered	Overs	% Overs	M/R Imps	% Run Waste	Run Speed	Form Description
PRESS: 459										
11/06	0110016	7-2	106076	302372	-196296	-64.9	0	1.0	84.3	FORMER 12'S DIFFERENT
11/06	0110016	8-4	38859	38813	46	0.1	2706	10.1	78.9	FORMER 12'S DIFFERENT
11/06	0110016	8-5	96268	96250	18	0.0	2227	1.7	78.0	FORMER 12'S SAME
11/06	0110025	3-1	131529	131429	100	0.1	11640	2.7	59.0	FORMER 4'S
11/06	0110025	2-1	523133	523100	33	0.0	5503	2.1	70.7	FORMER 8'S DIFF
11/06	0111004	2-1	145254	145127	127	0.1	6745	2.8	64.5	FORMER 8'S DIFF
11/06	0207037	5-2	8927	8700	227	2.6	18522	-4.5	44.8	FORMER 12'S DIFFERENT
11/06	0207037	4-2	6923	6900	23	0.3	9473	-1.9	40.6	FORMER 12'S SAME
11/07	0207037	3-2	13737	13700	37	0.3	7877	10.0	41.9	FORMER 12'S DIFFERENT
11/07	0207037	2-2	10090	10000	90	0.9	4141	42.7	32.5	FORMER 12'S DIFFERENT
11/11	0205025	1-3	173484	173458	26	0.0	10495	3.4	64.2	FORMER 12'S SAME
11/11	0211004	3-1	661301	661195	106	0.0	3968	2.7	81.8	FORMER 12'S DIFFERENT
11/11	0211004	4-1	630149	630135	14	0.0	7353	3.6	80.9	FORMER 12'S DIFFERENT
11/12	0211004	4-2	32337	32268	69	0.2	2813	-0.5	79.6	FORMER 12'S DIFFERENT
11/12	0211004	6-1	630231	630135	96	0.0	3381	3.8	80.2	FORMER 12'S DIFFERENT
11/12	0211004	6-2	32845	32268	577	1.8	5009	-3.6	68.9	FORMER 12'S DIFFERENT
11/12	0111062	1-1	73389	73184	205	0.3	4875	2.8	55.6	FORMER 12'S DIFFERENT
11/12	0111062	1-2	16441	16229	212	1.3	7413	-2.8	50.0	FORMER 12'S DIFFERENT
11/12	0111062	2-1	90459	88587	1872	2.1	9220	2.0	59.0	FORMER 12'S DIFFERENT
11/12	0112009	2-1	2248131	2248128	3	0.0	8355	2.2	88.1	FORMER 12'S DIFFERENT
11/14	0112009	5-1	198918	198861	57	0.0	6538	2.7	81.9	FORMER 12'S DIFFERENT
11/14	0110015	4-4	5111	5000	111	2.2	12425	-8.8	46.1	FORMER 12'S DIFFERENT
11/14	0202032	3-2-1	5345	5000	345	6.9	14503	4.0	51.0	FORMER 12'S DIFFERENT
11/19	0208030	2-1	1371292	1371029	263	0.0	8658	3.2	80.5	FORMER 8'S SAME
11/20	0203035	3-2	3452	3250	202	6.2	9821	-8.8	36.4	FORMER 12'S SAME
11/20	0203035	6-2	1304	1050	254	24.2	7552	-26.2	40.5	FORMER 12'S SAME
11/20	0203035	8-2	1282	1000	282	28.2	6690	88.5	14.2	FORMER 12'S SAME
11/21	0112011	2-1	2065182	2065095	87	0.0	16073	3.3	89.1	FORMER 12'S DIFFERENT
11/22	0112011	5-1	167274	166866	408	0.2	5440	2.2	81.7	FORMER 12'S DIFFERENT
SUB-TOTALS			9488723	9679129	-190406	-2.0	219416	2.9	81.1	
PRESS: 460										
11/06	0111003	2-1	193272	267829	-74557	-27.8	0	15.1	62.8	FORMER 12'S SAME
11/06	0111003	2-2	119402	119306	96	0.1	2893	2.3	66.1	FORMER 12'S SAME
11/06	0111003	2-3	101896	101896	0	0.0	4174	2.3	68.5	FORMER 12'S SAME
11/06	0111003	2-4	7574	7408	166	2.2	2745	0.5	66.8	FORMER 12'S SAME
11/06	0111003	1-1	786611	786261	350	0.0	7885	3.6	81.1	FORMER 12'S DIFFERENT
11/07	0111003	1-2	204250	203793	457	0.2	6129	11.2	73.7	FORMER 12'S DIFFERENT
11/07	0111003	3-1	494684	494544	140	0.0	10636	4.9	78.5	FORMER 8'S SAME
11/19	0208030	1-1	1270111	1269899	212	0.0	8990	3.1	82.1	FORMER 12'S SAME
11/19	0208030	1-2	104660	99556	5104	5.1	3690	12.5	78.1	FORMER 12'S SAME
11/19	0205065	2-8	3408	3000	408	13.6	13917	-6.0	49.7	SLIM JIM 16 SAME
11/19	0204045	1-4	34419	34000	419	1.2	7185	0.9	65.6	FORMER 12'S SAME
11/19	0204045	2-3	27234	27000	234	0.9	6897	21.6	54.4	FORMER 12'S DIFFERENT
11/19	0204045	4-5	4732	4500	232	5.2	5294	-2.7	57.9	FORMER 12'S SAME
11/20	0208040	4-1	207710	207505	205	0.1	7763	5.5	73.6	FORMER 12'S SAME
11/20	0208040	3-1	415243	415009	234	0.1	12554	19.1	68.3	FORMER 12'S DIFFERENT
11/20	0208040	2-1	415499	415009	490	0.1	4781	3.9	71.3	FORMER 12'S DIFFERENT
11/21	0210061	2-1	718251	718188	63	0.0	9805	3.6	82.3	FORMER 12'S SAME
11/21	0210061	3-1	1437542	1437376	166	0.0	15208	4.0	86.4	FORMER 12'S DIFFERENT
11/22	0204051	3-2	6936	6500	436	6.7	8169	-2.6	49.9	FORMER 12'S SAME

Shift Summary Report

Machine: 460 Heidelberg M-3000

Period: 11/03/2002 thru 11/09/2002


Shift: 1,2,3

Gross Count: 5,551,819 Imps
 Net Count: 5,247,756 Imps
 Waste Count: 304,063 Imps

Code	Description	Count	Hours	Impressions			% Waste
				Gross	Good	Waste	
0024	Wash-up - End of Week	1	59.76	0		0	0.0
0101	Hold Job (End Week)		24.68	5,283		5,283	1.7
S 0201	Plate Faulty - Plate	1	2.33	4,992		4,992	1.6
S 0203	Plate Crackout	1	0.88	3,524		3,524	1.2
S 0207	Plate Dirt	1	1.42	3,927		3,927	1.3
S 0305	Other (Explain)	2	0.01	22		22	0.0
S 0402	Web Break - Wrinkles	2	1.24	6,195		6,195	2.0
S 0410	Web Break - Start / Stop	4	0.27	2,602		2,602	0.9
S 0421	Web Break - Units	1	0.39	2,751		2,751	0.9
S 0425	Web Break - Operator Error	1	0.61	2,753		2,753	0.9
S 0426	Web Break - At Slitters	1	0.36	287		287	0.1
S 0503	Folder Jam	1	0.07	2,099		2,099	0.7
M 0517	Roller- Dampner Adjust/Replace	1	0.00	0		0	0.0
S 0517	Roller- Dampner Adjust/Replace	2	1.83	9,307		9,307	3.1
M 0607	Repair - Web Detector	1	0.04	0		0	0.0
1000	Makeready I	12	3.96	189		189	0.1
2000	Makeready II	12	2.25	88,169		88,169	29.0
3000	Running	14	64.43	5,419,719	5,247,756	171,963	56.6
	IDLE		3.49	0		0	0.0
TOTALS			168.00	5,551,819	5,247,756	304,063	100.0
	MANUAL ENTRIES	2	0.04	0		0	0.0
	SYSTEM ENTRIES	17	9.41	38,459		38,459	12.6
	IDLE ENTRIES	1	87.93	5,283		5,283	1.7

Delivery

1



B0000315

LOAD TICKET

Date : 02/14/00

Pressman : John Gerard

Skid #

Time : 11:56 PM

Press # : 451

Shift : 3

Checked by :

2/10

Job #

Customer

9912037

NASTech, Inc.

Job Name

P-DAQ USER GUIDE

Form-Run

2-1

Sig #

2

Signature

FOLIOS: 17-32

Order Quantity

187,200

Skid Count


20,120

Basis Weight

60

Lift / Log Count : 400

Form Type : VIP



B0000315